




# An Introduction to Canvas



**What can you do with  
Canvas?**



Find course materials



Start discussions and collaborate



View recorded lectures




Submit and get feedback on your coursework



Access reading lists

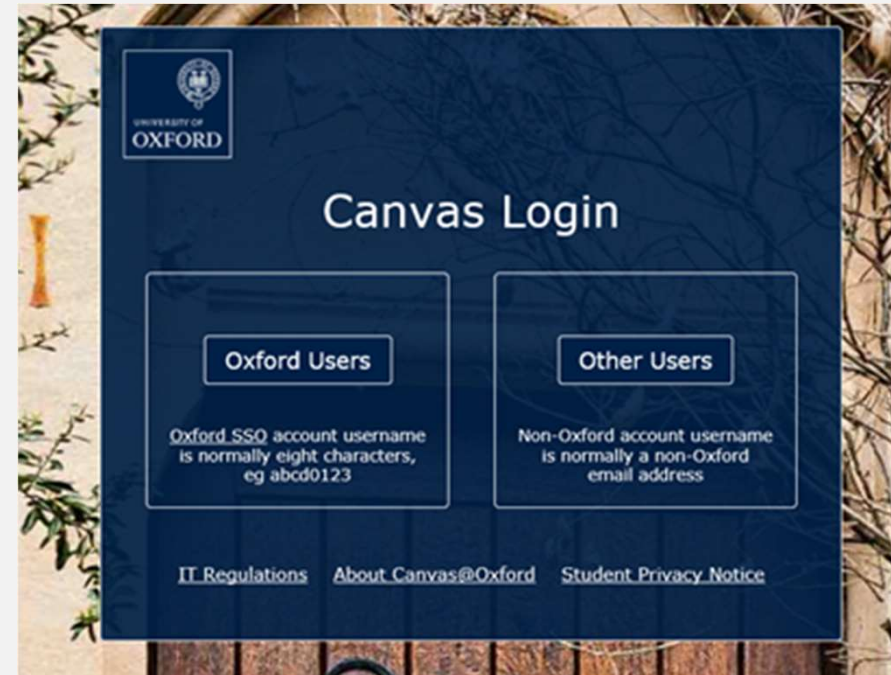


Access materials in different formats



# How to use Canvas

# Login



- Go to [www.canvas.ox.ac.uk](http://www.canvas.ox.ac.uk) The Canvas login page will appear (use Chrome or Firefox for the best experience).
- Click on the **Oxford Users** option on the left and enter your username and password.

# Dashboard

The screenshot shows the Canvas LMS Dashboard for a user at the University of Oxford. The interface includes a left-hand navigation menu with links for Account, Dashboard, Courses, Calendar, Inbox, and Help. The main area displays six course cards: 'Canvas@Oxford Showcase SHOWCASE', 'Electives', 'Org Body 19-20', 'Student guide to using Canvas at O...', 'Economics for Public Policy', and 'Virtual Pot and Microscopy'. A 'To-do' list on the right side shows upcoming tasks such as 'Video production and voice over discussion', 'Essay MT 1: Can pharmacology make you smarter? Discuss', and 'Oxford Careers Fair'. A 'Recent feedback' section at the bottom right indicates 'Nothing for now' and a 'View Grades' button is present.

- Once logged into Canvas, you will see your **Dashboard**.
- This shows several 'course cards', which represent the courses you are enrolled in. Click on the relevant card to access the course. If you cannot see it, click the Courses link on the left-hand menu and choose your course.
- On the far left is the Global Navigation menu. On the far right is your 'To do' list, which shows any Discussions, Assignments or Quizzes with deadlines coming up in the next seven days.

# Learning materials

Dashboard

Account

Dashboard

Courses

Calendar

Inbox

Help

Canvas@Oxford Showcase SHOWCASE

Electives

Org Body 19-20

Student guide to using Canvas at O... Student guide

Economics for Public Policy

Virtual Pot and Microscopy

To-do

- Video production and voice over discussion
- Essay MT 1: Can pharmacology make you smarter? Discuss
- Oxford Careers Fair

Recent feedback

Nothing for now

View Grades

- To find your learning materials, click on the relevant **course card** (see above). If you cannot see it go to the Courses link on the left-hand menu and choose your course.
- You will then see a list of learning materials and information (see right).

English > Modules

2020-21 Academic Year

Home

Announcements

Discussions

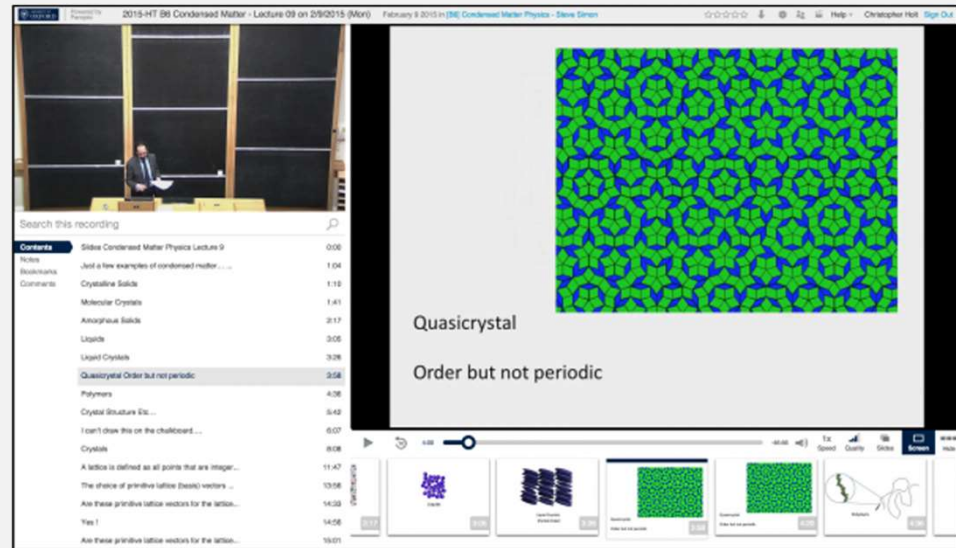
Panopto Recordings

Modules

Welcome: Start here

- Overview of the course
- About your lecturers
- How we'll use Canvas
- Full reading list (link to ORLO)

# View recorded lectures

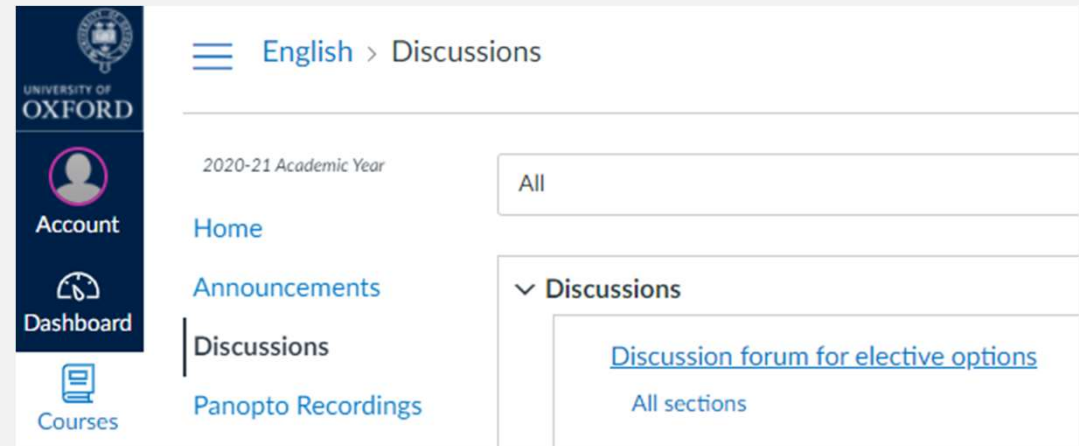


- **Panopto** is software that allows teaching staff to record video and audio, such as lectures.
- Within your particular course, click on '**Panopto recordings**' to view videos.
- Note: in some courses, the videos may be embedded in Canvas pages instead.










# Discussions



The screenshot shows the University of Oxford course navigation interface. On the left is a dark blue sidebar with the University of Oxford logo and icons for Account, Dashboard, and Courses. The main content area is white and shows a breadcrumb trail: English > Discussions. Below this, there's a section for the 2020-21 Academic Year with a filter set to 'All'. A navigation menu lists Home, Announcements, Discussions (which is highlighted with a vertical bar), and Panopto Recordings. A dropdown menu for Discussions is open, showing a link to 'Discussion forum for elective options' and 'All sections'.

- **Discussions** may be used as part of teaching and learning activities in your course.
- You can see any Discussions by clicking on Discussions in the Course Navigation menu.
- Some lecturers may embed Discussions within Modules instead, in which case you won't see the link on the left-hand side.

# Notifications

Course Activities	Email Address
	emily.boone.canvas@gmail.com
Due Date	   
Grading Policies	  
Course Content	   
Files	   
Announcement	   
Announcement Created By You	   

## KEY

1. Tick icon - notify me right away.
2. Clock icon - daily summary.
3. Calendar icon - weekly summary.
4. 'X' icon - disable notifications. We recommend you do NOT do this for Announcements as you may miss important course information.

- **Notifications** allow you to select how and when you want to be notified when various events occur within a course, such as due dates, new course content etc.
- You can choose whether to receive the notifications right away, or as a daily or weekly summary.
- If you have the Canvas App, you can also set push notifications instead of (or as well as) email.

# Accessibility features

The **Immersive Reader** reads out the text on a Canvas page. It can also enhance the reading experience by changing the font, colour theme or background.

 Immersive Reader



Week 3



## **Week 3**

In order to successfully complete

Week 3, please do the following:

1. **Read:** Required readings in the reading list



# Reading lists

UNIVERSITY OF OXFORD

Account  
Admin  
Dashboard  
Courses  
Calendar  
Inbox  
History  
Search  
Help

ORLO embedded in Canvas > Modules > Reading list > ORLO (Oxford Reading Lists / Talis Aspire)

Table of Contents Type: All Filter: All Citation Style: None

Search

Top titles

**The study skills handbook**  
Book - by Stella Cottrell - 2019 - Essential  
VIEW ONLINE  
This book has been in print for 25 years and deservedly so. The explanations and examples are straightforward and easy to apply. If you consult only one study skills book this should be this one. It is an essential handbook for all students who want to improve their study skills. It is full of important tips about how to think about learning and how to organise your studies. The book is particularly useful because it does not require a lot of reading of dense text. It is full of charts and worksheets. It is helpful to read as an ebook, but you will get more value out of it, if you buy it and go through the worksheets with a pen.

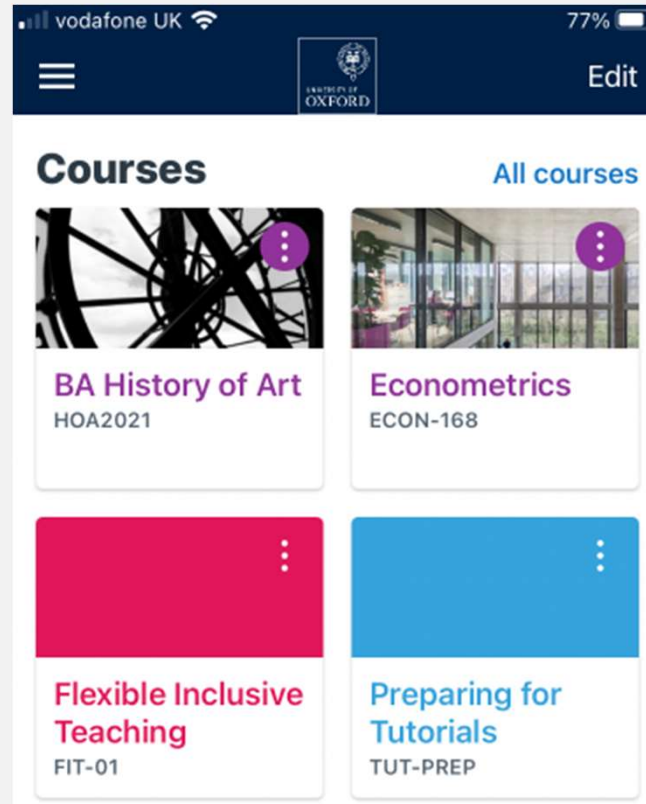
**PEAK: Secrets from the new science of expertise**  
Book - by Anders Ericsson; Robert Pool - 2016 - Recommended  
Google Preview  
This is not really a study skills book, but it is a fun read about learning really difficult skills. It will help you think about learning as a way of overcoming the limitations of your working memory through deliberate practice. Even though it focuses on extremely high-performing individuals, the practice tips hit offers are applicable for everyone.

**50 ways to excel at writing**  
Book - by Stella Cottrell - 2019 - Recommended  
VIEW ONLINE


◀ Previous Next ▶

- **ORLO** (Oxford Reading Lists Online) is the reading list system for the University of Oxford. It allows you to access up-to-date reading lists at any time from a range of devices, check live locations and availability information for the print items on your reading list, and access many e-books and articles.
- If your course has not provided an ORLO reading list, please speak to your tutor or lecturer who may consult their subject librarian or email [orlo@bodleian.ox.ac.uk](mailto:orlo@bodleian.ox.ac.uk).

# Canvas App



- The **Canvas Student App** is a popular way of keeping track of your learning activities on the go
- Check course To-do lists, deadlines and other information
- The app is available for iOS and Android devices



**Help and support**

# How to access help and support

- For **course-related** queries, contact your department or faculty
- For **login problems**, contact the University's IT services Help Desk on 01865 612345 or email [canvas@it.ox.ac.uk](mailto:canvas@it.ox.ac.uk)
- Within Canvas, click the '**Help**' option on the left-hand menu. You can 'live chat' or phone Canvas support, 24 hours a day, 7 days a week, 365 days a year
- Read about all the features of Canvas in the [Student guide to using Canvas at Oxford](#)
- Watch the YouTube [Intro to Canvas](#) video



**Thank you**

[canvas@ctl.ox.ac.uk](mailto:canvas@ctl.ox.ac.uk)